

**CARATTERISTICHE:**

Griglia di ripresa portafiltro ad alette fisse inclinate di 45° per l'alloggiamento e la sostituzione del filtro.

COSTRUZIONE:

Alluminio anodizzato.

IMPIEGO:

A parete/soffitto in ripresa.

FISSAGGIO:

Con clips (con viti a richiesta obbligatorio per installazione a solaio).

CHIUSURA:

Con push/pull.

ACCESSORI:

SCSM: serranda di taratura in acciaio zincato con alette a movimento contrapposto.

CHARACTERISTICS:

Return filter grille (bers inclined 45°). Removable core for filter insertion and removal.

CONSTRUCTION:

Anodized aluminium.

UTILIZATION:

For wale/ceiling installation and for air intake.

FIXING:

By clips
(frontal screws on request mandatory for ceiling installation).


CLOSING:

By push/pull.

ACCESSORIES:

SCSM: calibration damper made of galvanized steel and blades with opposite movement.

PREZZI - PRICES

	DIMENSIONE - DIMENSION B mm						
	200	300	400	500	600	800	1000
H mm							
200							
300							
400							
500							
600							

N.B.: prezzi con filtro incluso - prices with filter included

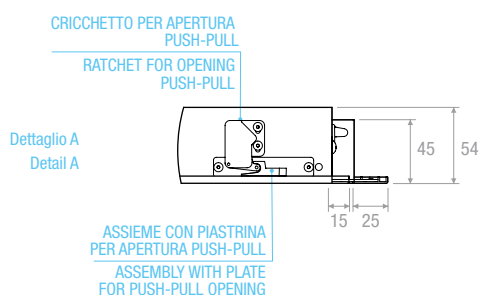
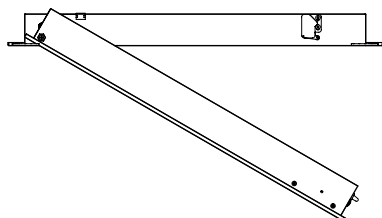
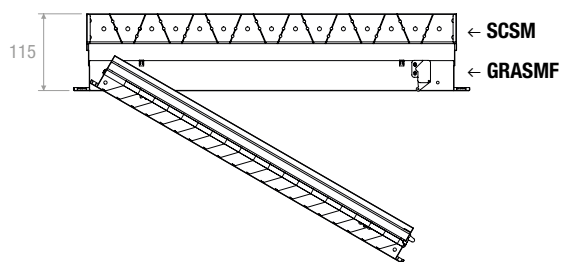
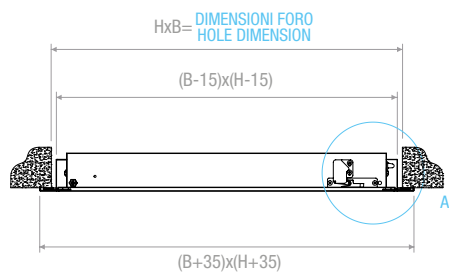
PREZZI SCSM - SCSM PRICES

Base mm	Altezza mm
600	300
400	400
500	500

VERNICIATURA - PAINTING:

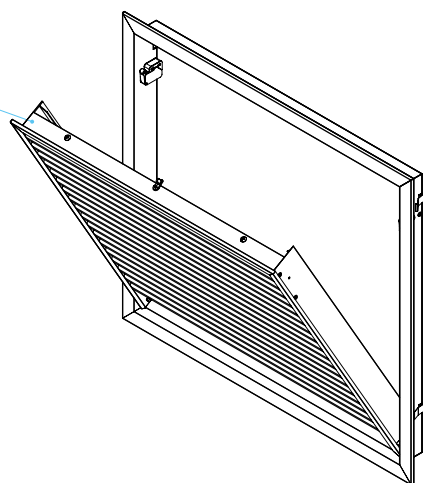
Colori RAL 9010 - 9016: + 15% - Color RAL 9010 - 9016: + 15%
Altri colori: prezzi a richiesta - Different colors: prices on request

DISEGNI - DRAWINGS



VANO ALLOGGIAMENTO FILTRO
FILTER HOUSING COMPARTMENT

Filtro - Filter
(B-48) x (H-48)



DIMENSIONI FILTRO - FILTER DIMENSIONS


	Dimensione - Dimension B mm						
	200	300	400	500	600	800	1000
H mm							
200							
300							
400			352x352				
500				452x452			
600		252x552					

DIAGRAMMA SCELTA RAPIDA - QUICK SELECTION DIAGRAM
TABELLA DI SELEZIONE - SELECTION TABLE
Pag. 222-223

DIAGRAMMA SCELTA RAPIDA - QUICK SELECTION DIAGRAM

GRI

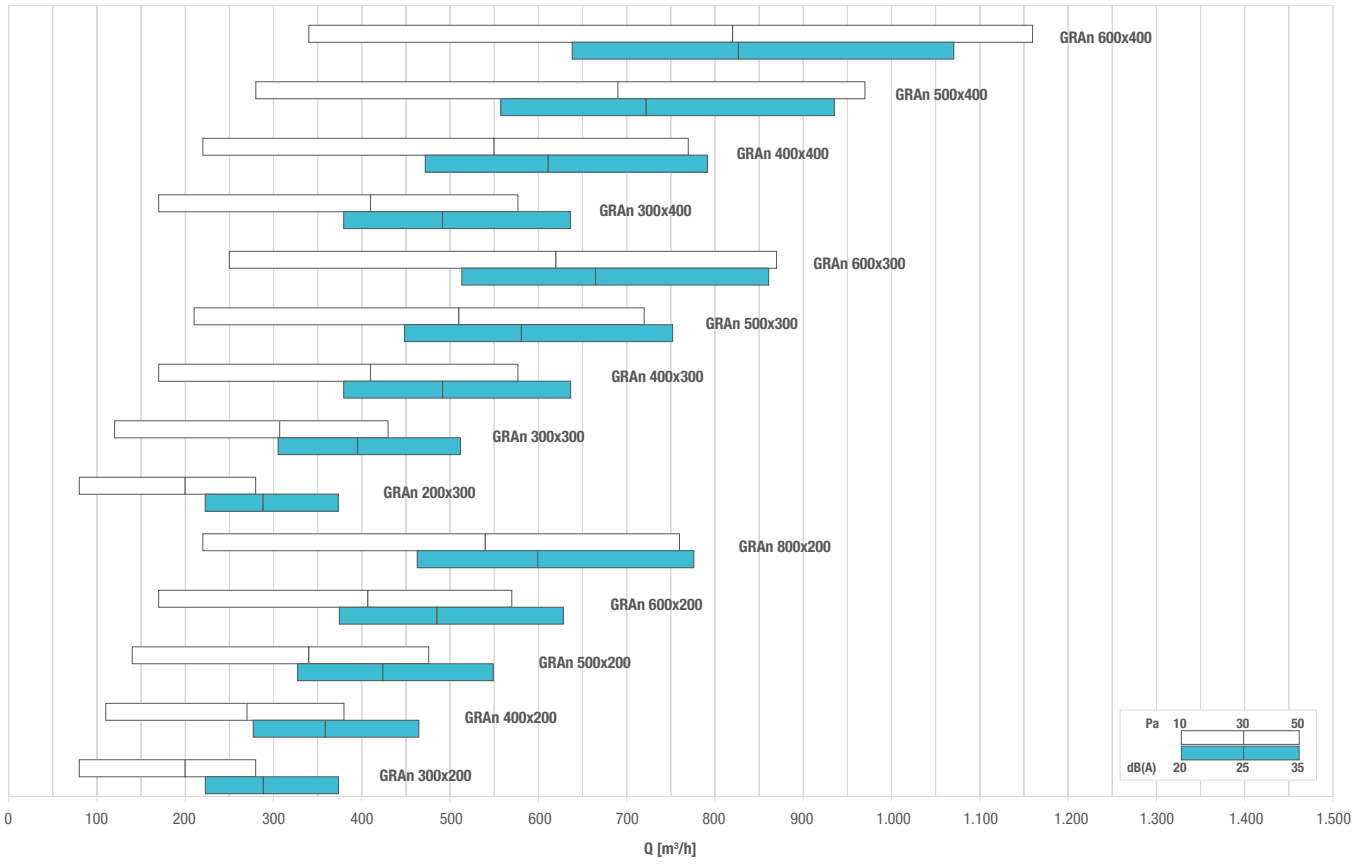


TABELLA DI SELEZIONE - SELECTION TABLE

Modello - Model	A _k [m ²]	Q [m ³ /h]		L _{WA} [dB(A)]		Dp _t [Pa]	
		min	max	min	max	min	max
GRA n° 600x300	0,1136	250	870	-	30	10	50
GRA n° 400x400	0,1010	220	770	-	29	10	50
GRA n° 500x500	0,1611	350	1210	-	32	10	50

GRI