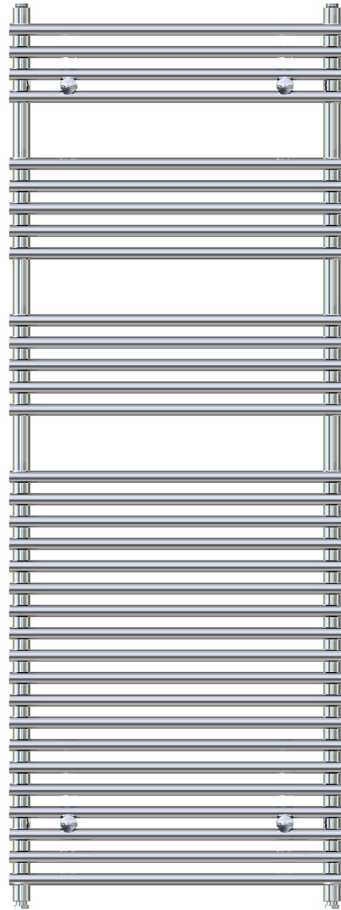



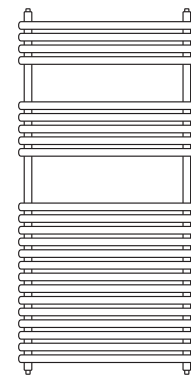
Categoria **4-32**

Codice **432-HD03**

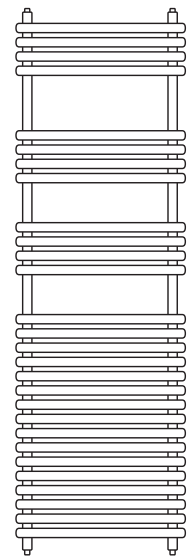
Prodotto **TERMO ARREDO DESIGN CROMO TONDO**



- MATERIALE/ MATERIAL: ACCIAIO/ STEEL**
- PROFILI/PROFILES: SPESSORE/THICKNESS 1.5MM**
- TUBI ORIZZONTALI/PIPES: DIAM. 22 MM**
- SPESSORE/THICKNESS 0.90MM**
- PRESSIONE MASSIMA DI ESERCIZIO/**
MAX WORKING PRESSURE: 10 BAR
- TRATTAMENTO ESTERNO/COATING**
NICHELATURA E CROMATURA/
NICKEL AND CHROME PLATING
- FORNITURA STANDARD/**
STANDARD EQUIPMENT:
- **4 FISSAGGI/ 4 BRACKETS**
 - **1 TAPPO CIECO/BLIND PLUG**
 - **1 VALVOLA SFIATO 1/2"/**
AIR VENT PLUG 1/2"



23 TUBI/PIPES



28 TUBI/PIPES

SCHEDE TECNICHE TERMO ARREDO DESIGN CROMATO TONDO 432-HD03

Codice/Code	Dimensioni/Dimensions (mm)		Interasse/Wheelbase (mm)	Profondità/Depth (mm)	Profilo/Profile (mm)	Nr. Tubi/pipes pz/pcs	Diam. Tubi/pipes (Ø mm)	Peso/Weight kg	Resa Termica/ Thermal yield (Watt)	Contenuto acqua/water capacity
	Larghezza/Width	Altezza/height							ΔT 50°C	Lt
432-HD03-11050	500	1100	450	84	32	23	22	12,5	420	4,92
432-HD03-16550	500	1650	450	84	32	28	22	15	530	7,09